

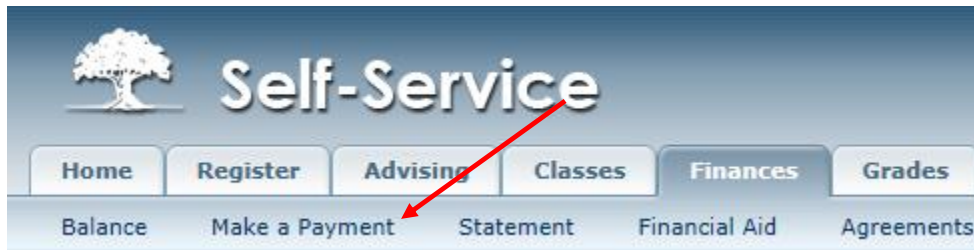
How to Sign up for eRefund

Log into the SCC Self-Service website located at <https://self-service.salemcc.edu/selfservice>.

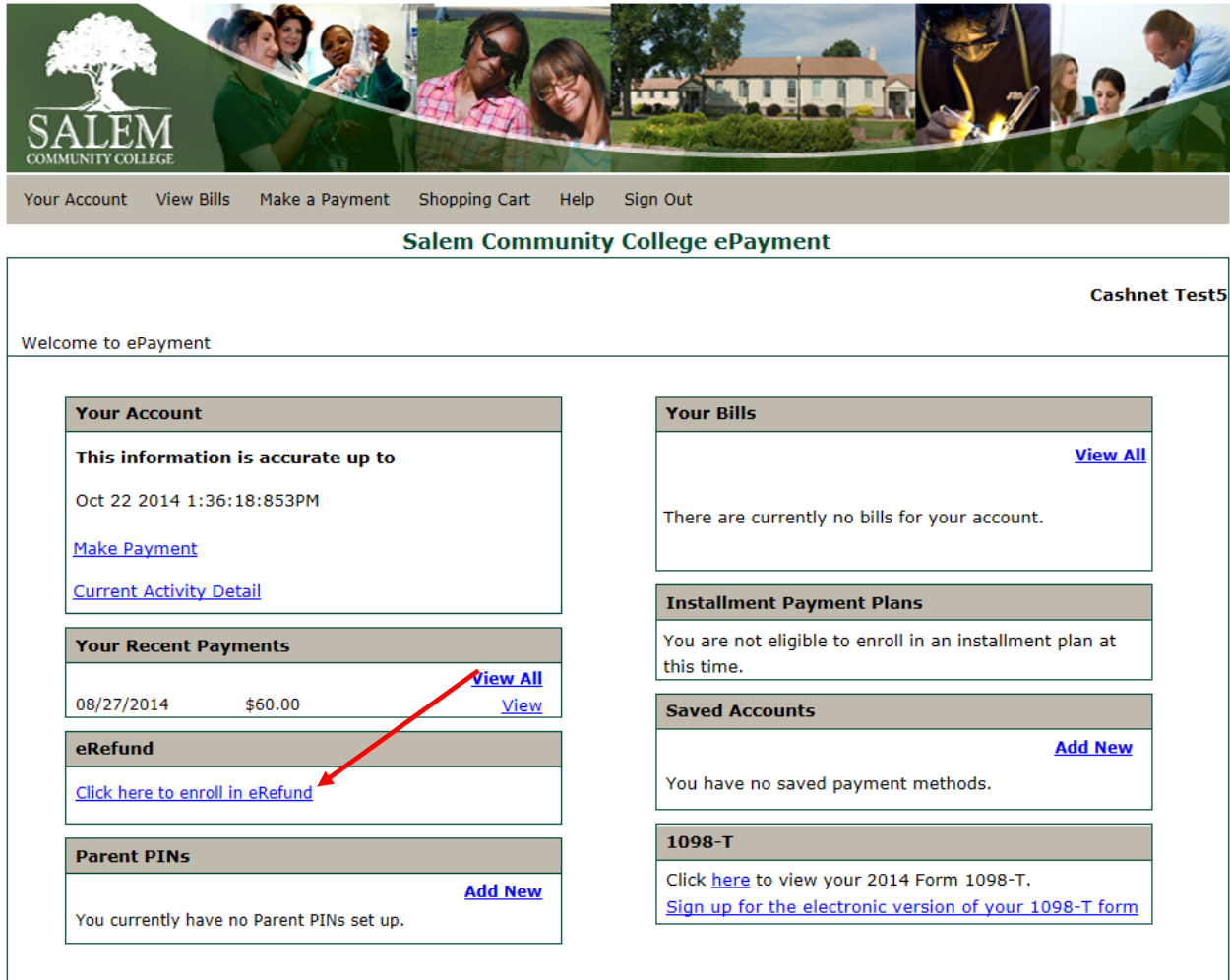
Once logged in, click on the tab labeled "Finances".



Next, click on the link labeled "Make a Payment".

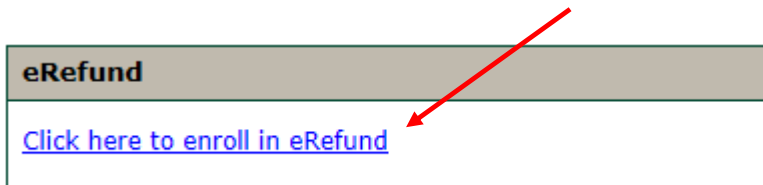


This will take you to your ePayment portal.



The screenshot shows the Salem Community College ePayment portal. At the top left is the Salem Community College logo. A navigation bar contains links for 'Your Account', 'View Bills', 'Make a Payment', 'Shopping Cart', 'Help', and 'Sign Out'. The main heading is 'Salem Community College ePayment'. In the top right corner, it says 'Cashnet Test5'. Below the heading, it says 'Welcome to ePayment'. The page is divided into two columns of boxes. The left column contains: 'Your Account' with a message 'This information is accurate up to' and a timestamp 'Oct 22 2014 1:36:18:853PM', with links for 'Make Payment' and 'Current Activity Detail'; 'Your Recent Payments' with a table entry for '08/27/2014 \$60.00' and links for 'View All' and 'View'; 'eRefund' with a link 'Click here to enroll in eRefund'; and 'Parent PINs' with an 'Add New' link. The right column contains: 'Your Bills' with a 'View All' link and the text 'There are currently no bills for your account.'; 'Installment Payment Plans' with the text 'You are not eligible to enroll in an installment plan at this time.'; 'Saved Accounts' with an 'Add New' link and the text 'You have no saved payment methods.'; and '1098-T' with links 'Click here to view your 2014 Form 1098-T.' and 'Sign up for the electronic version of your 1098-T form'. A red arrow points from the 'View All' link in the 'Your Recent Payments' section to the 'Click here to enroll in eRefund' link in the 'eRefund' section.

Click on the link labeled “Click here to enroll in eRefund” .



This is a close-up of the 'eRefund' section from the screenshot above. It shows a box with the heading 'eRefund' and a link below it that reads 'Click here to enroll in eRefund'. A red arrow points to this link.

Click the button next to “Yes, I want refunds deposited directly into my bank account.”

Click “Continue” to move on to the next step.

Cashnet Test5

Welcome to ePayment

eRefund Signup

Your current status is: **Not Yet Enrolled.**

Do you want to use eRefund for direct deposit?

Yes, I want refunds deposited directly into my bank account.

No, I want to continue to receive refunds by check.

Cancel Continue

For this next step, you will need your bank routing number and account number. If you need to know where to locate this information, click the link “What are my Routing and Account Numbers?”

Once you have the information ready, enter your information into each field and click “Continue”.

Cashnet Test5

Welcome to ePayment

eRefund Signup

Enter your bank account information

Name for this Account ex: 'My Checking' or 'Savings Acct'

Account Holder Name

Account Type Checking Savings

New Account Number

Confirm Account Number

Routing Transit Number [What are my Routing Transit and Account Numbers?](#)

Cancel Continue

You will be presented with the terms and conditions on the next screen. After reading, click the check-box next to "I agree" and click "Submit".

Cashnet Test5

Welcome to ePayment

eRefund Signup

Please confirm the following banking information and agree to the terms below. Clicking on Submit will update your eRefund information.

Account Name:	Test
Account Holder Name:	Test Person
Account Type:	Checking
Account Number:	██████████
Routing Transit Number:	██████████
Bank Name:	DEEPWATER INDUSTRIES, DEEPWATER, NJ

Please read and indicate your agreement to the following terms and conditions by checking the box below.

Terms and Conditions [Printable Agreement](#)

eRefund Authorization Terms and Conditions:

I authorize Salem Community College to initiate student account refunds to my bank account indicated above, and if necessary to initiate reversing entries for the purpose of error correction. I may revoke this

I agree.

You are now enrolled and will received all refunds through direct deposit. Click “Return to Your Account Page” to go back to the main menu.

You can withdraw at any time by clicking the “Withdraw for eRefund” button.

Cashnet Test5

Welcome to ePayment

eRefund Signup

Your current status is: **Enrolled**. [Withdraw from eRefund](#)

Your current eRefund account:

Name	Type	Account No	Bank Name	
Test	Checking	██████████	DEEPWATER INDUSTRIES,	Edit

[Add a New Account](#)

[Return to Your Account page](#)